

# Signing Into GLOW From Home

Google search **GLOW SCOTLAND**



Q glow scotland

Google Search

I'm Feeling Lucky

Click on **GLOW – Sign In – RM Unify** link.

About 22,000,000 results (0.35 seconds)

**Glow - Sign In - RM Unify**

<https://sts.platform.rmunify.com> > account > signin > glow ▾

Only **Glow** users are allowed to access this service. If you do not have a **Glow** username and password then you may be committing an offence by trying to gain ...

**Glow Connect – Scotland's digital learning platform**

<https://glowconnect.org.uk> ▾

Welcome to **Glow** Connect **Glow** Connect is the place to get information and help and support for **Glow**. Here you can find out more about what **Glow** is, ...

[Glow login and Launch Pad](#) · [Logging in to Glow](#) · [Using Glow](#) · [Glow for educators](#)

[Glow login and Launch Pad – Glow Connect](#)

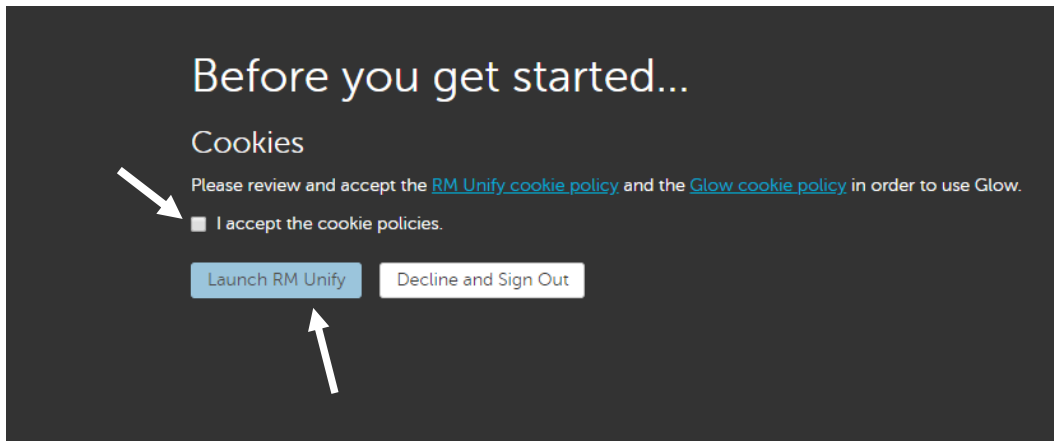
This will take you to the sign in page

<https://sts.platform.rmunify.com/account/signin/glow>

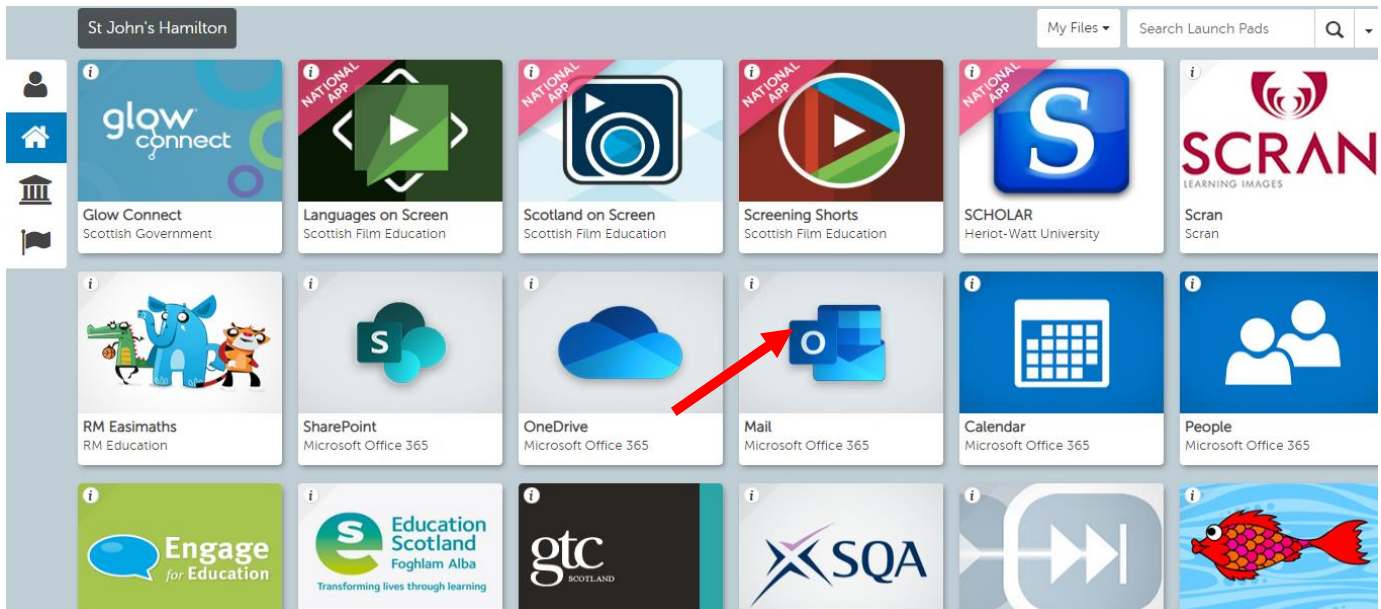
Enter the pupil username and password. Click **Sign In**.

Sometimes it will ask for **@glow.sch.uk** to be typed immediately after the username.

Only on the first occasion you login, you have to accept the Cookies policy. Click in the box and then **Launch RM Unify**



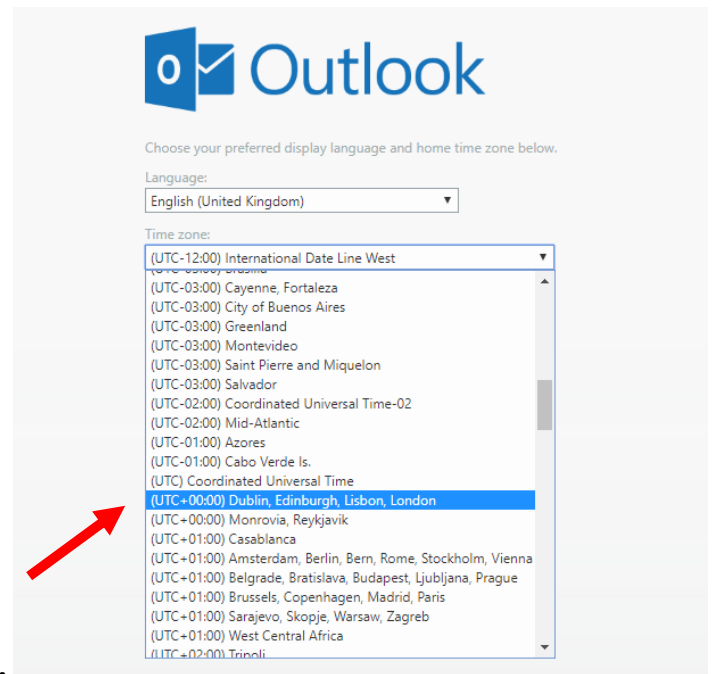
The St John's GLOW screen will appear. Click on the **Mail** icon.



Only on the 1<sup>st</sup> occasion you have to confirm your dateline.

Click on the Dublin, Edinburgh, London option.

Then click **SAVE**



You are now in your child's GLOW email account where we can update you on any work/activities they have available to them.

